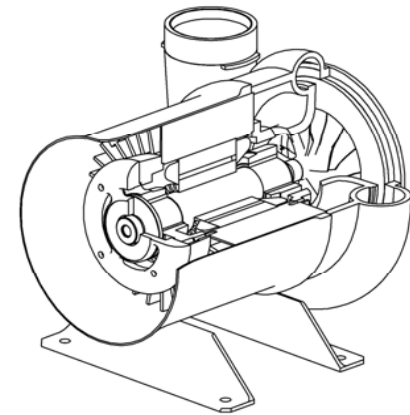
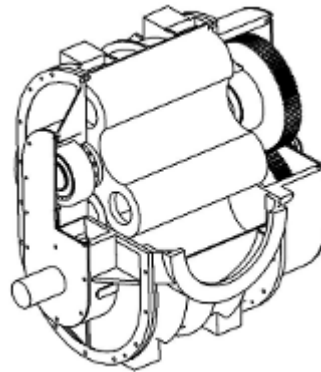
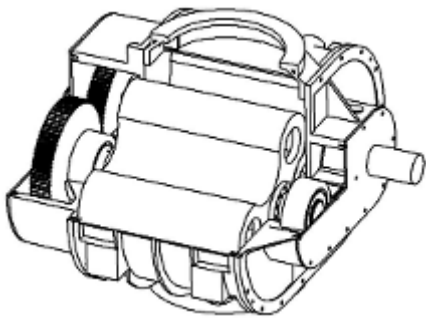


# Brief Introduction for KFM products



Thinking of human and nature together ———  
**(株)韓国流体機械**  
KOREA FLUID MACHINERY CO., LTD.

# Table of Contents

---

**1****Company Introduction****2****Roots Blower****3****Turbo Blower**

# Company Introduction

---



Thinking of human and nature together ———  
**(株)韓国流体機械**  
KOREA FLUID MACHINERY CO., LTD.

# Company Introduction

## □ Foundation

July 1 1976

## □ Capacity

Roots Blower 1,000 sets / Month

Turbo Blower 50 sets / Month

## □ President/CEO

Mr. Chun-Kyung Kim

## □ Sales Network

Domestic : 18 Distributors

Overseas : 11 Distributors

## □ Major Customers

Top 100 Korean and global conglomerates and projects

## □ Brief History:

Yrs.	
1976.07	Founded in Busan, Korea
1978.03	Firstly localized 3 lobes roots blower in Korea
1983.11	Developed 3 lobes helical roots blower firstly in Korea
1999.08	IR 52 National Awards for Innovative Products
2000.12	Zero Debt management
2002.11	CE Certification for European market
2005.10	Developed KFMTB Turbo Blower series
2006.10	Developed KFMTB200HP

❖ No.1 Company specialized in **Fluid Machinery** in Korea

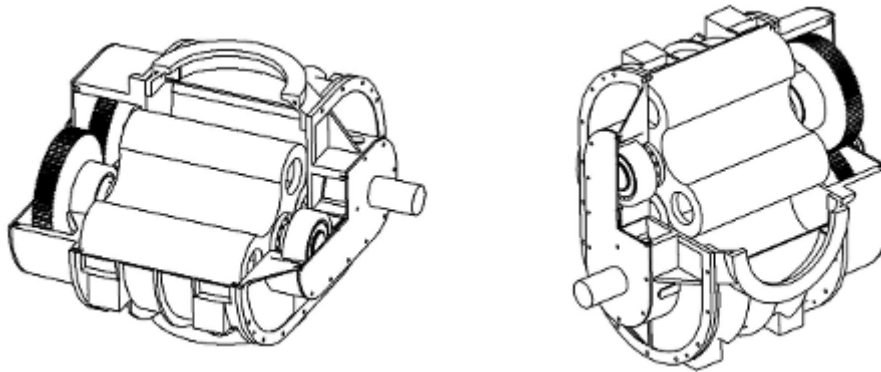
❖ Technology oriented Company with lots of patents related to Fluid Machinery

❖ Robust Company with “0” debt



# Roots Blower

---



SINCE 1976

Thinking of human and nature together ———  
**(株)韓国流体機械**  
KOREA FLUID MACHINERY CO., LTD.

# Roots Blower

**KFM Roots Blower** with over 30 years experience and technology can be fulfilled in any sites with essential and core function and is best solution with reasonable price and function

## Basic Concept in KFM Roots Blower

**Durability**

**Simplest  
Structure**

**Economic  
Feasibility**

# Roots Blower

## Technical and Environmental aspects

- ☐ Oil Free(Not necessary to change and refuel oil)
- ☐ Reducing Noise, Vibration and Pulsation(3 Lobes Helical Rotor)
- ☐ Enabling Mass Production (simple concentric 3 lobes patented curves)
- ☐ Improving Efficiency with Tip Seal Technology(10 to 15%)

## Ease of use, Cost efficiency

- ☐ Easy assembling and disassembling with simple structure and low maintenance cost
- ☐ No Restriction in site condition(saving time and cost)
- ☐ One and Simple solution for Air Flow regardless direction
- ☐ Plug and Play
- ☐ Wide application(Gas transportation, Aeration and so on)

# Roots Blower

## Major Strength and Competitiveness

- ❑ 5 Times stronger than normal design for Pressure (normally 1 kg/cm<sup>2</sup>)
- ❑ International standard for Flange (10 kg/cm<sup>2</sup>)
- ❑ 50,000 hours Radial bearing life span
- ❑ Durability of abrasion (material of rotor : Cast Iron or DCl(Ductile Cast Iron))

## Globally Proven products

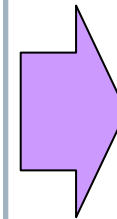
- ❑ ODM manufacturer for Japanese Company for over 10 years
- ❑ Fortune 100s are using for their overseas projects  
(Mid East, Europe and Asia)



# Roots Blower (Brand new U Type)

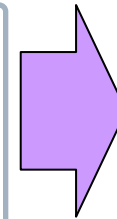
❑ **Launching in 3rd quarter in 2013**

- ❑ **One solution for horizontal and vertical air flow condition**
- ❑ **One solution for various specification**
- ❑ **Components Unification and Standardization**



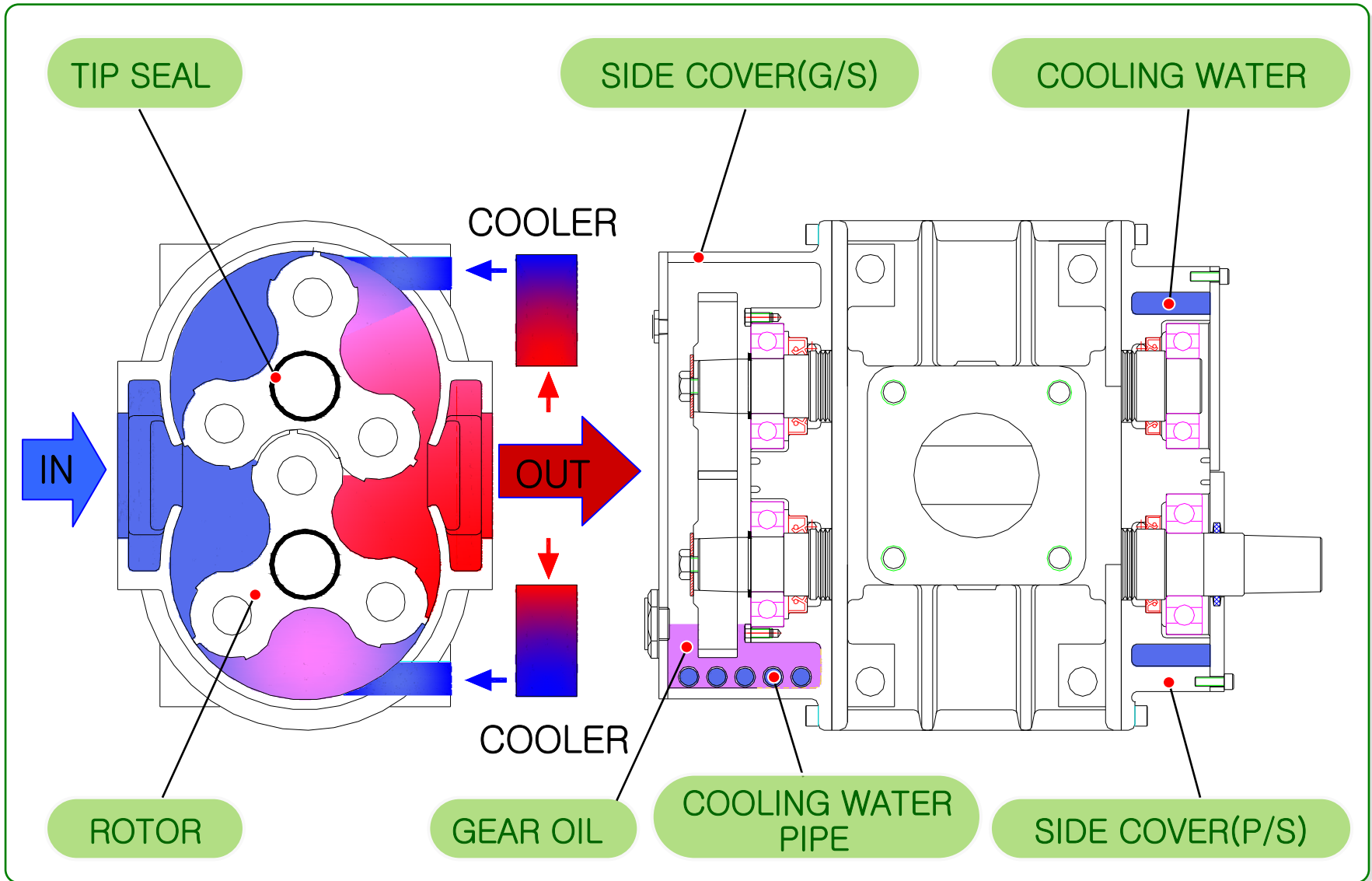
**Quick response  
and Convenient  
Maintenance for  
Customer**

❑ **Technology Innovation**



**Performance and  
Efficiency  
Improvement**

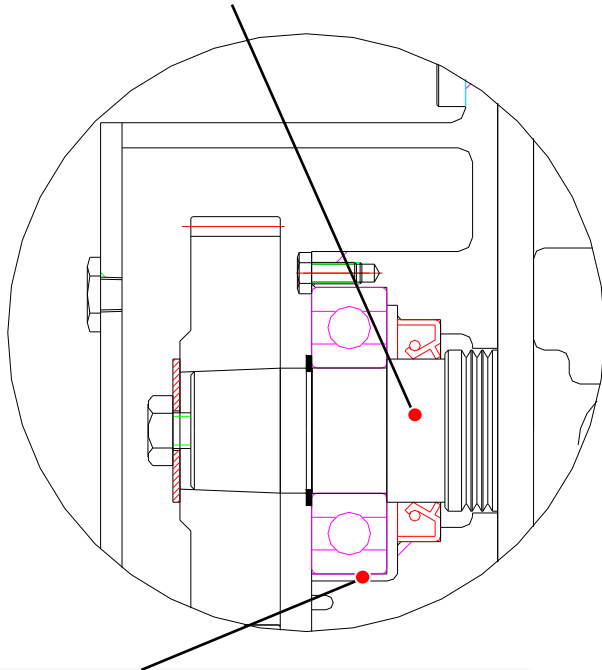
# Back Flow Cooling System(U TYPE)



# What is improved ?

## Oil Leak Removal

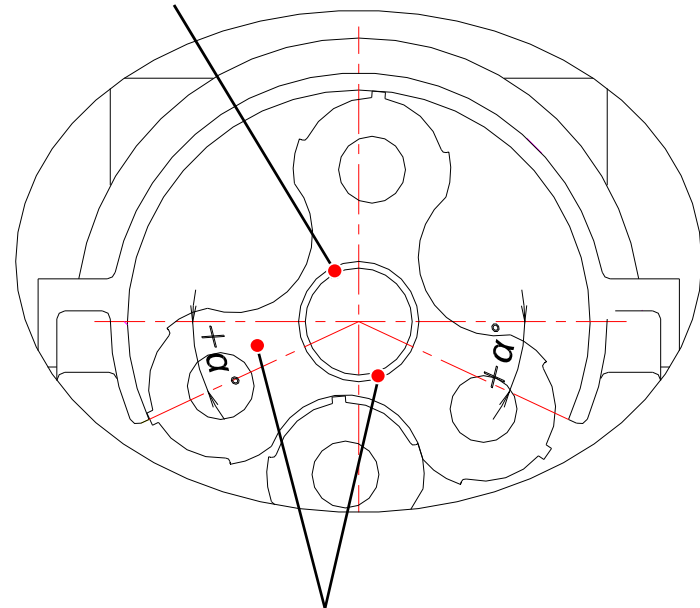
Improvement in shaft surface finishing



Special design for Oil Route

## Noise and Efficiency

TIP SEAL

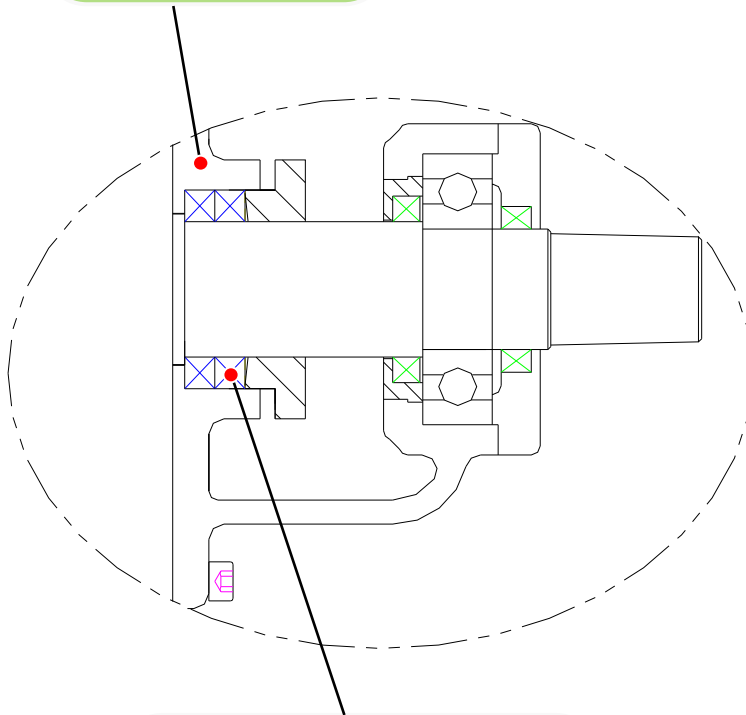


Pulsating Noise reduction and  
Efficiency improvement

# Diverse application in “SEALING”

Sample 1

SIDE COVER

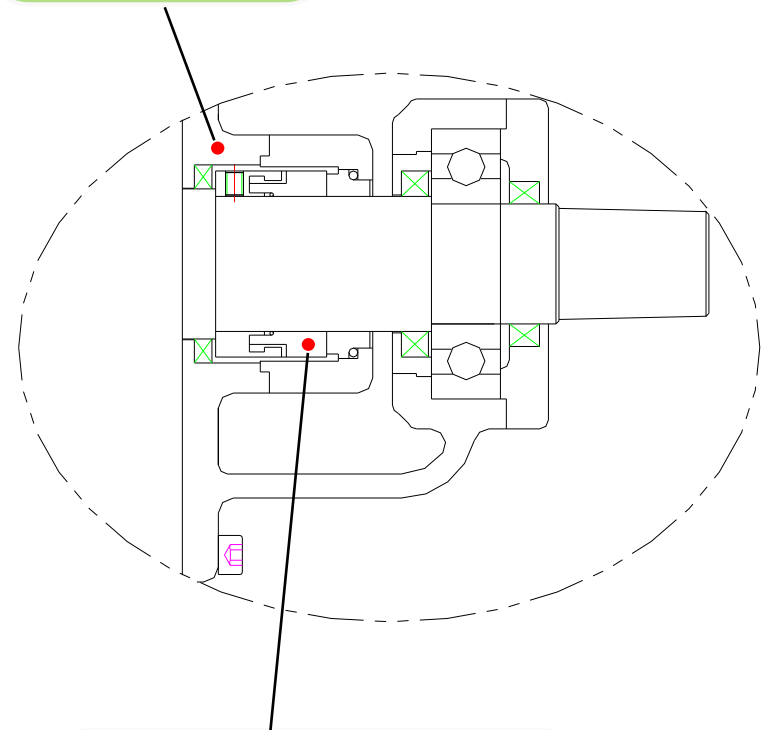


GLAND PACKING

LIP SEAL

Sample 2

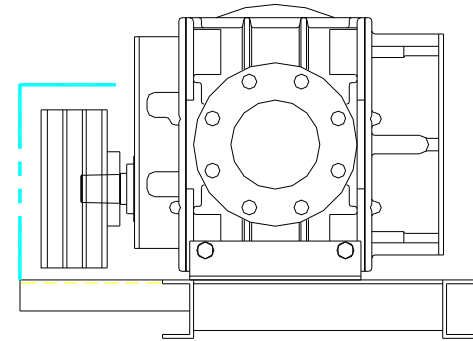
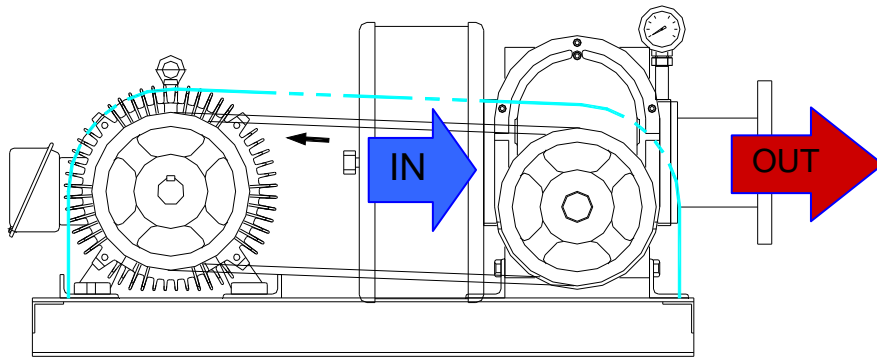
SIDE COVER



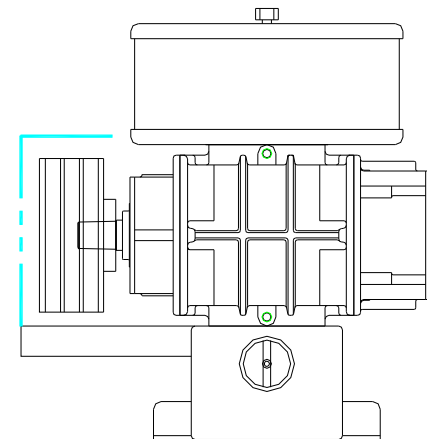
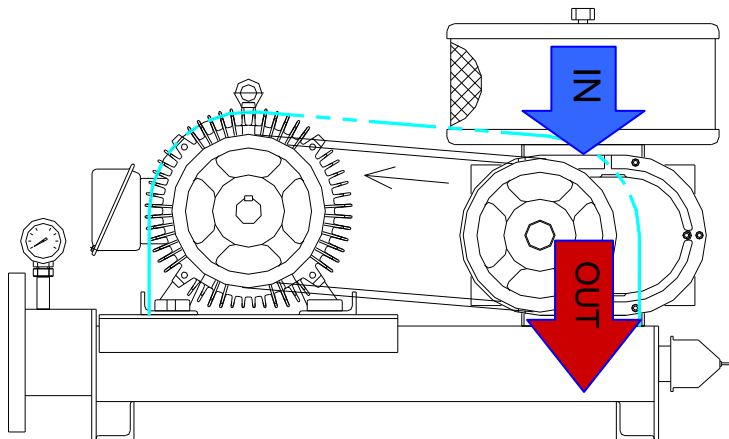
MECHANICAL SEAL

# Direction Free Installation

## Horizontal

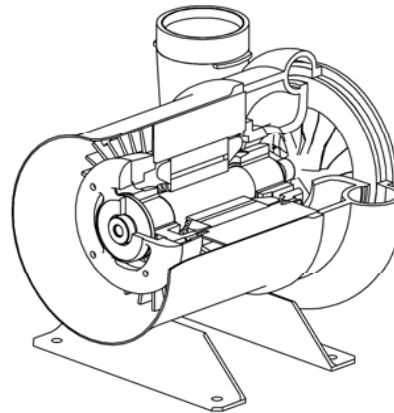


## Vertical



# Turbo Blower

---



SINCE 1976

Thinking of human and nature together ———  
**(株)韓国流体機械**  
KOREA FLUID MACHINERY CO., LTD.

# Turbo Blower

**KFM Turbo Blower** with over 30 years experience and technology in Roots Blower can be fulfilled in any sites with essential and core function and is best solution with reasonable price and function. **KFM** is also a major player to expand the technology into other continent.

- Turbo Blower is created and commercialized in Korea early in 2000 by convergence in aeronautical, electrical, electronic and IT technology.

## Basic Concepts in KFM Turbo Blower

**Compact  
Size**

**Simple  
Structure**

**Core Function**

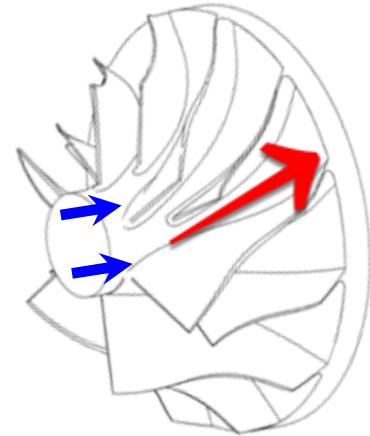
# Turbo Blower

## What is Turbo Blower?

It is a blowing system which generates compressed air with single stage structure and with which PMSM(Permanent Magnetic Synchronous Motor) and Centrifugal Impeller are directly coupled and controls air flow by inverter which controls “RPM”.

## Basic Principle



Inlet air gets high ‘speed energy’ by impeller and changed to ‘pressure energy’ passing volute casing and discharging.  
Air flow is controlled by impeller’s speed, “RPM”.





# Components of Turbo Blower

## Major Components

Components	Shapes	Briefs
Air foil Bearing (Patent registered)		<ul style="list-style-type: none"> <li>- Developed by KFM's technology, Semi-permanent and replaceable bearing</li> <li>- Dry, Non-contacting, Oil-free, Quiet, High Inertia Dynamic Load</li> <li>- Efficient cooling structure does not raise axis temperature</li> <li>- <b>50% higher load with self-cooling, longer lifespan by removal of bumper foil</b></li> </ul>
BLDC Motor		Synchronous type motor which uses permanent magnet to rotor and does vector control by inverter and has high efficiency than induction motor type.

# Components of Turbo Blower

## Major Components

Components	Shapes	Briefs
Centrifugal Impeller and Rotor		<p>Impeller which is coupled with rotor generates air flow using centrifugal power.</p> <p>Centrifugal Impeller generates high speed and volume air efficiently.</p> <p>Produced by Lost wax precision casting</p>
Inverter		<p>Controls RPM of Blower by frequency modulation</p> <ul style="list-style-type: none"><li>- Up to 60,000rpm</li></ul>

# Turbo Blower

## Characteristics(Technical and Environmental aspects)

### ◆ Self Cooling BLDC Motor(Patent 10-0636002)

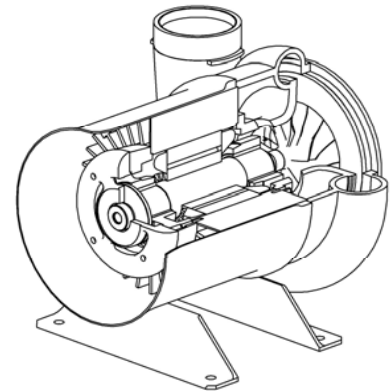
- error free high efficiency: minimize eddy current loss, iron loss and counter electro motive force
- Cooling system is Not necessary
- Steady Operation even in hot season

### ◆ High Speed, Efficiency Turbo Design Technology(Patent)

- 30,000~60,000 RPM
- Minimize diameter
- 15%~20% energy efficiency

### ◆ Bump Type Air Foil Bearing(Patent 10-0648637)

- No Oil needed : No Environmental Contamination with waste oil
- Low Noise(under 85db) No Vibration : Extra silencer is not needed
- Quality Assurance : 20,000 on/off test



# Turbo Blower

## Characteristics(Ease of Use, Cost Efficiency)

### ◆ User Friendly

- Plug and Play(Not necessary operation training)
- Easy transfer between auto and manual mode
- Remote control by RS 422/485 telecommunication and interface built in
- Easy moving and rearrangement

### ◆ Low Installation cost

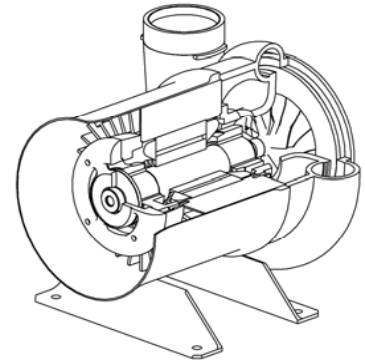
- Not necessary Foundation and anchoring
- 40~60% cost saving on civil, construction, electrical and piping works

### ◆ Small Space

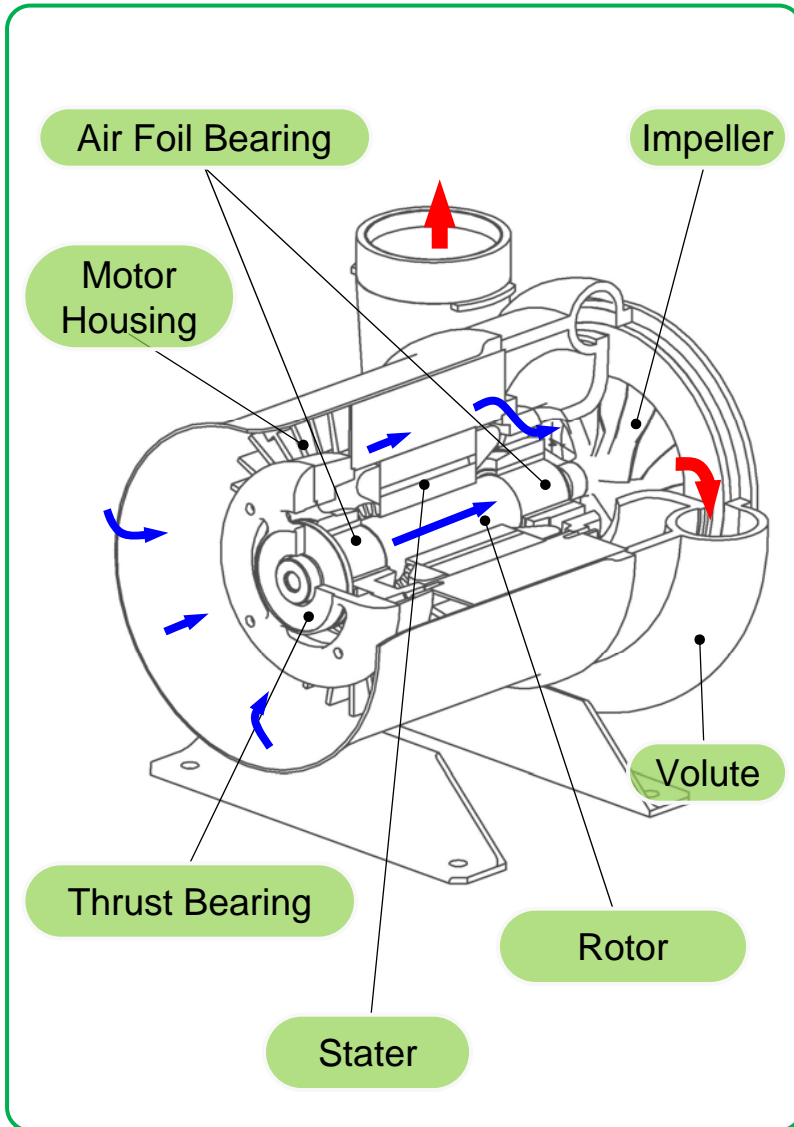
- Efficient space management

### ◆ No Maintenance is needed

- No refuel oil and No need for consumables



# Cross sectional view of CORE



Extra cooling fan is not need for motor cooling(self cooling by)

Unique Core part design to prevent from axial thrust(Patent)

Providing balancing at high speed

Axial cooling system for high speed rotor(Patent 10-0636002)

KFM technology and patented air foil bearing(patent 10-0648637)  
- Quality assurance(over 20,000 on/off)

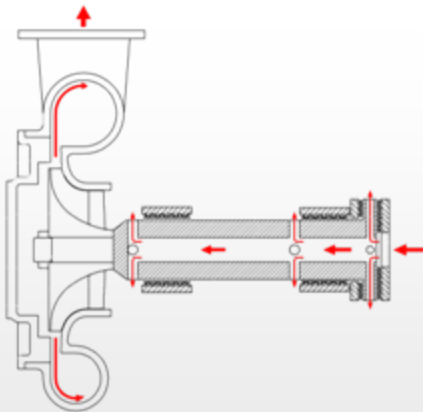
# Cooling System

Simply cooling inverter and motor utilizing inlet air

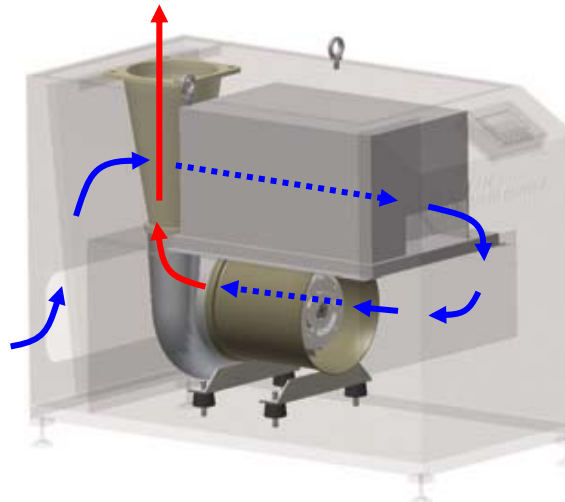
Not only for winding cooling for motor but also for rotor inside

No need extra cooling system

- (1) Nothing for additional power loss
- (2) Simple structure without cooling fan and water



Patent:10-0781127



Inlet air

Inlet filter

Inverter Cooling

Motor Cooling

Impeller

Outlet

Outlet air

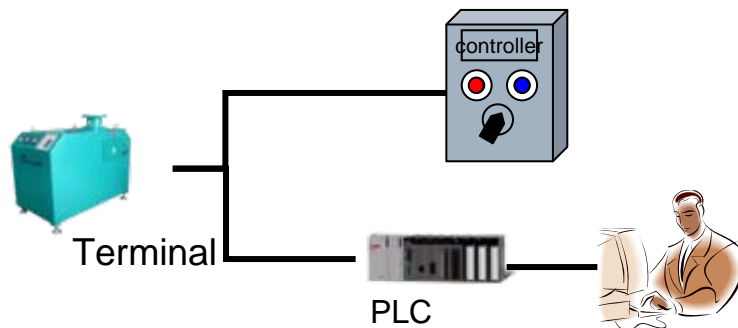
# Remote Control

## Providing customers(system) with remote control I/F

### Terminal

#### Remote control by control signal


DISPLAY	RUN/STOP, ERROR STATUS
CONTROL	RUN,STOP,ADJUST AIR FLOW, ERROR RESET



### RS-422 / RS-485

#### Remote control by communication data

DISPLAY	RUN/STOP, ERROR STATUS, INVERTE TEMPERATURE, CURRENT, VOLTAGE, FREQUENCY, RUN TIME, etc
CONTROL	RUN,STOP, ADJUST AIR FLOW, ERROR RESET, SETING



# Performance Table

DISCAHRGE PRESSURE (kg/cm <sup>2</sup> )	KFMTB030	KFMTB050	KFMTB075	KFMTB100	KFMTB150	KFMTB200
	SUCTION VOLUME FLOW RATE (m <sup>3</sup> /min)					
0.3	23	44	62	88	124	160
0.4	22	41	60	82	119	154
0.5	21	36	55	74	106	142
0.6	18	32	48	63	95	128
0.7	16	26	40	56	84	110
0.8	13	22	36	48	72	94
0.9	-	16	33	45	67	87
1.0	-	-	28	41	63	82



# Summary

## Economic Feasibility

- Removal of unnecessary components and automated energy saving
- Power factor improvement and down sizing by high speed operation
- Lower Price by self developed components
- Removal of extra cooling system by self cooling system

## Eco-Friendly

- Under 85dB(A) Noise
- Air Foil Bearing(100% Oil less)
- Reusable Filter (Just Cleaning and reuse)

## Convenience

- Larger operation scope with Regulator(patent 10-1004700)
- Self adjustment in operation by usage
- Remote control by RS-422/485
- Plug and play

## Durability

- Longer life span by air foil bearing load capa. expansion(Patent 064863)  
⇒ over 20,000 on/off test
- 10 years design life of inverter and cooling fan, relay adopted
- temperature control improvement by self cooling system (Motor, bearing)

# Thank You



Thinking of human and nature together ———  
**(株)韓国流体機械**  
KOREA FLUID MACHINERY CO., LTD.

# Q & A

---

# Turbo Blower Market

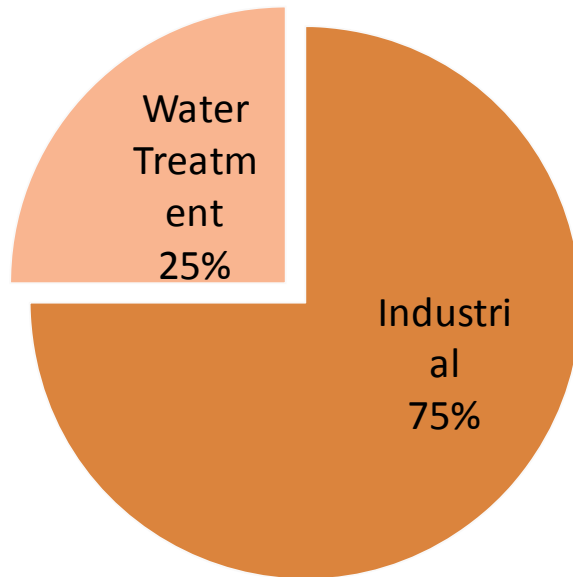
## Key word in Turbo Blower

Energy Saving

Eco Friendly

Managerial Convenience

## Market worldwide



## Market Trend

Turbo Compressor


Roots Bower

Turbo Compressor

Turbo Blower

Roots Blower

# Roots Blower vs Turbo Blower

	Roots Blower	Turbo Blower
Principle & Structure	Transferring positive displacement air by rotating two indented rotor	Transforming and Compressing Speed Energy to Pressure Energy by Centrifugal power from impeller
Shape of Rotor		
Advantage & Strength	<ul style="list-style-type: none"> <li>-Low Cost</li> <li>-Operation even in poor surroundings</li> <li>-Operation even in high pressure change</li> <li>-Vacuum Pump usage available</li> <li>-Extra small and large size available</li> <li>-steady products with over 150 years history</li> </ul>	<ul style="list-style-type: none"> <li>-High pressure efficiency</li> <li>-Diverse operation control available</li> <li>-Low Noise and Pulsation</li> <li>-Easy installation</li> <li>-Oil Free and eco friendly</li> <li>-Low Maintenance cost</li> <li>-Plug and Play</li> </ul>

# Types of Turbo Blower



Co.H in Denmark  
Speed Increasing  
Gear

Popular worldwide  
High cost and large space

=



Co. S in Germany  
Inverter Control


Commercialized in Europe  
Good Performance  
High Cost

=



KFM  
Inverter Control

Auto operation  
Economic feasibility &  
Convenience



**Exactly same discharge Pressure among 3 companies**

# Comparison Table



	 Speed Increasing Gear	 Inverter Control	 Inverter Control
Size	Very Big(KA2-GK2) W700 x L2800 x H1050	Small 1600 x 1100 x 1750	Very small(KFM TB100) W1300 x L750 x H850
Weight	Over 1700kg	Around 1200kg	Below 420kg
Bearing & Oil	Sleeve Bearing Grease and Oil needed Need to replace bearing	Air foil bearing No Oil Semi Permanent	Air Foil Bearing No Oil Permanent
Noise	Over 95dBA	Around 85dBA	Around 85dBA
Pulsation	1~2mm/s	?	No Pulsation
Price	600%	300%	100%
Market	Exiting in the market	European Market	4~5 Korean Companies lead world market

# Comparison Table(1)

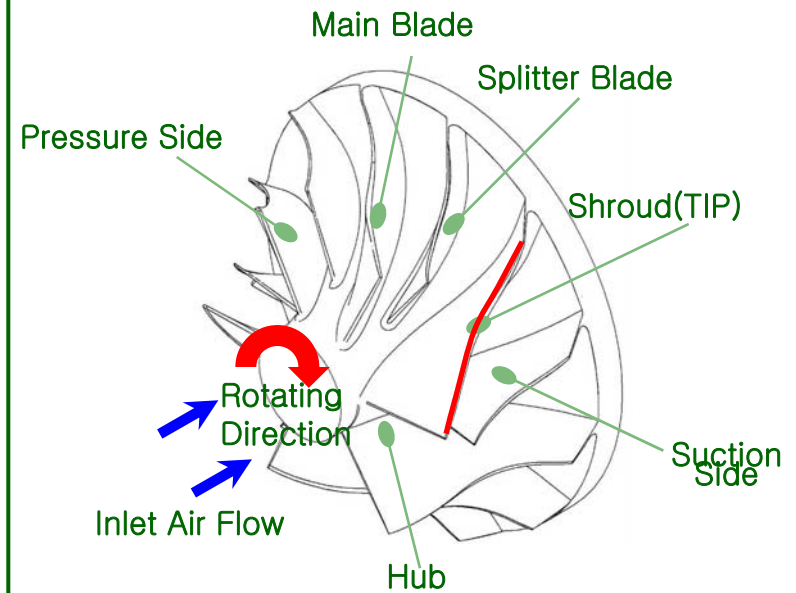
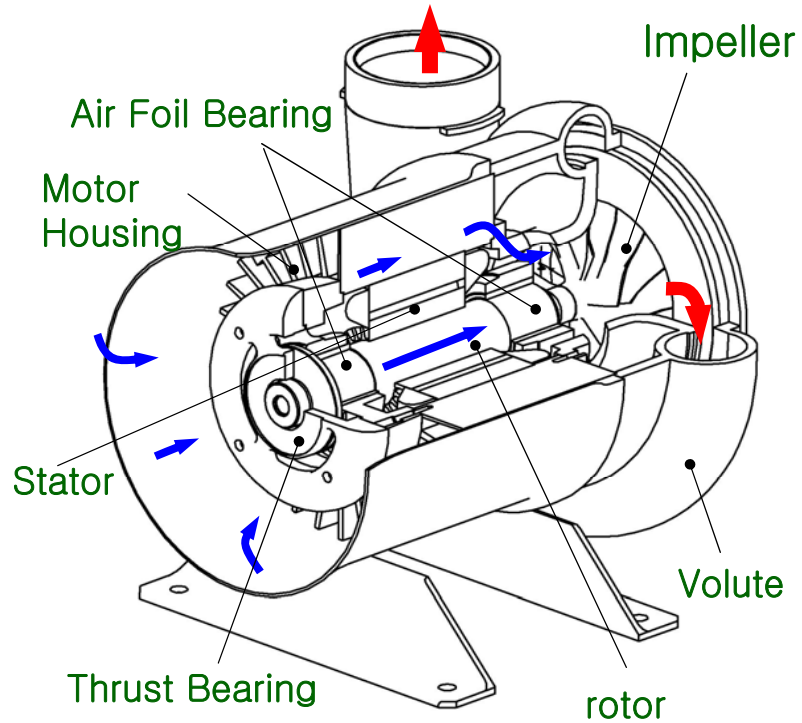
	Co. K	Co. N	Co. A	<i>KFM</i>	Remarks
M/S	+++++	+++	++	++	KFM is second mover in Turbo Blower.
Tech.	++++	++++	+++	+++++	
Field Experience	++	++	++	+++++	Over 38 years field experience
Assem. Capa.	+++++	++	++	+++++	Others are in very beginning stage
Customer Satisfactn.	+++	++	+	+++++	Service issues in China market (Co, N, A)
Capital	++	+	+	+++++	Debt Free



## Comparison Table(2)

	Co. K	Co.N	Co. A	<i>KFM</i>	Remarks
<b>Cash Flow</b>	++	++	+	+++++	
<b>Sales Channel</b>	++	+++	+++	+++++	
<b>Delivery</b>	60~90 Days	90~120 Days	90~120 Days	30~60 Days	KFM has blower assembly only facility
<b>History</b>	1997	2000	2002	1974	
<b>Price</b>	150%	160%	130%	100%	Function oriented Smaller, Less Concepts
	+++++	+++	++	+++++	KFM is THE BLOWER company

# CORE



# How KFM can give customers tangible benefit ?

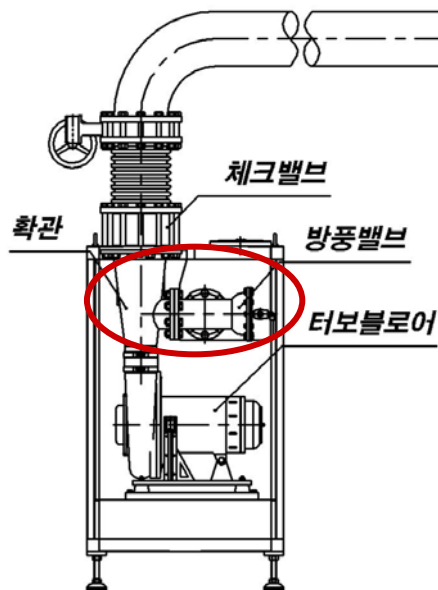
---

- 1. Smaller Size, Less Weight through High speed rotation (35,000~60,000 rpm)**
- 2. Core Function Oriented Design(Removal of unnecessary components and function)**
- 3. Automated mass production Assembly Line**
- 4. Minimized sales channels**
- 5. Customer's Choice (Roots Blower vs Turbo Blower)**

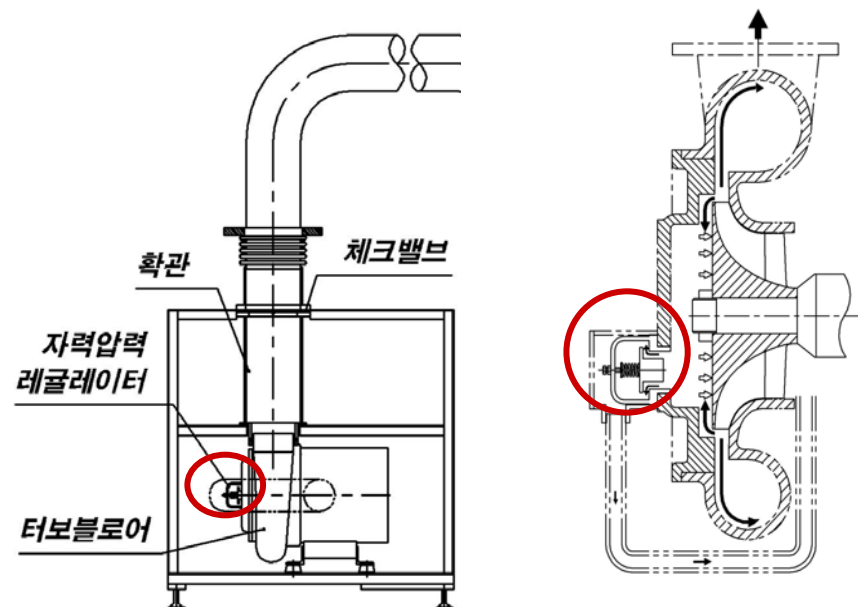
# Free from Surging

	Method	Resetting	Power
KFM	Regulator	Not necessary	No Need
Co.A	BOV + Sensors	needed	Power needed
Co.B	BIOV + Guide Vane + Sensors	needed	“

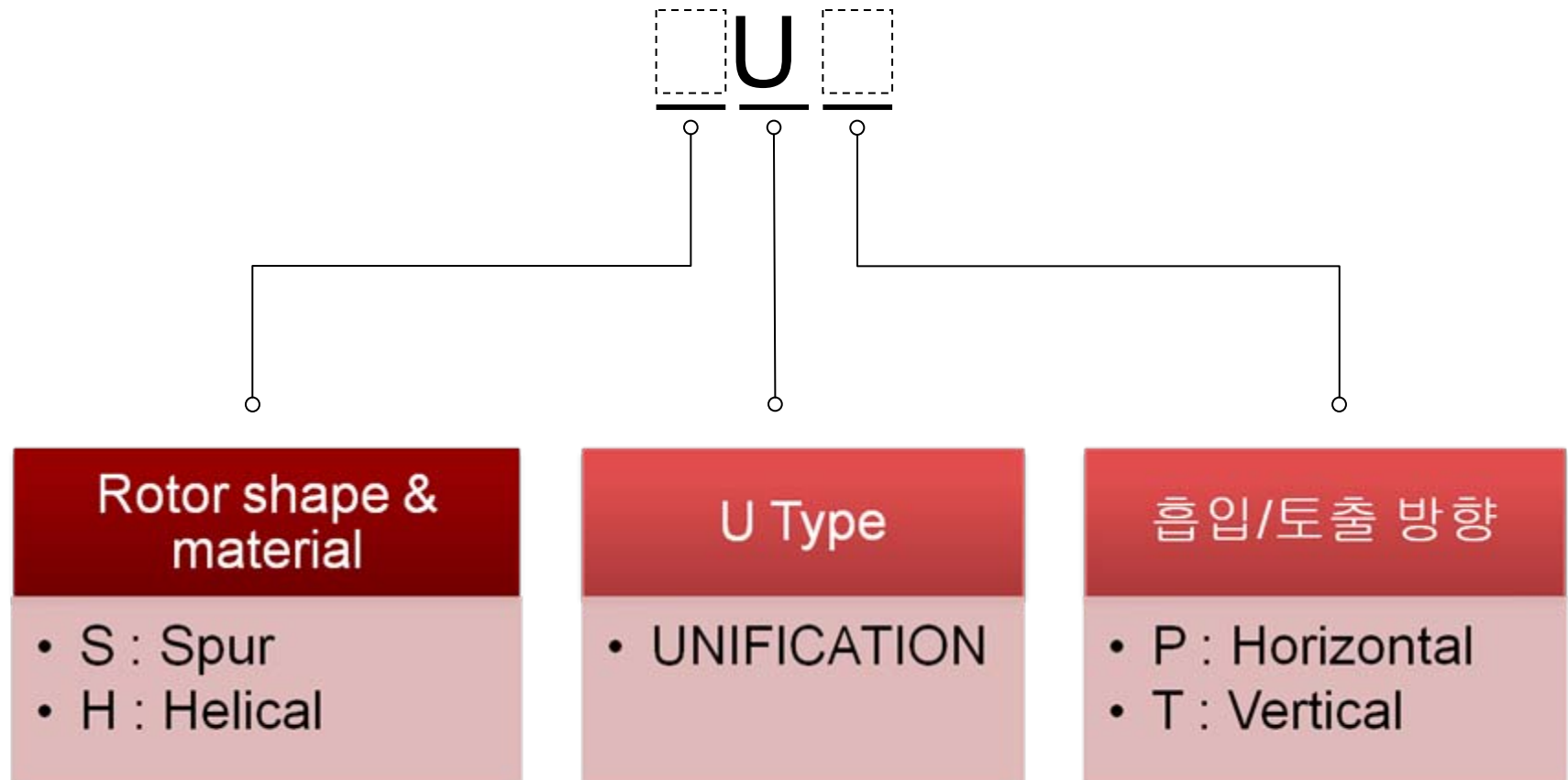
## Other Turbo Blower




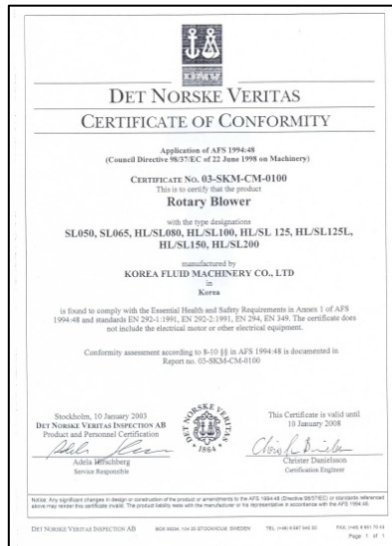

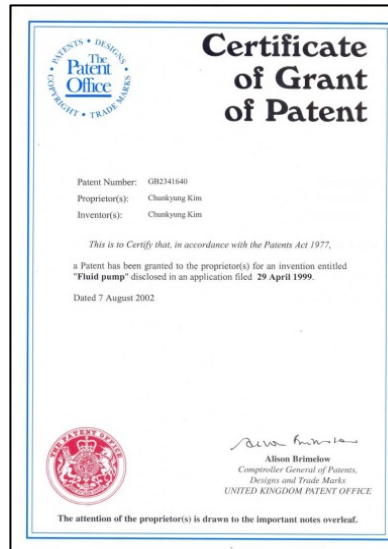

## KFM Turbo Blower



# U Type Roots Blowe Codes



# Patents & Certificates



# Domestic Sales & Service network

<b>K</b>	본 사 (Main Office & Yangsan Plant)	TEL : (055)372-0911/4 FAX : (055)372-0915
<b>S</b>	서울 사무소 (Seoul Office)	TEL : ( 02 )501-4860 FAX : ( 02 )501-4862
<b>Q</b>	서비스센터 (KFM, A/S Center)	TEL : (055)384-6851 FAX : (055)385-6851
<b>N</b>	남서울 영업소 (South Seoul Agency)	TEL : ( 02 )894-2750 FAX : ( 02 )894-2753
<b>W</b>	서서울 영업소 (West Seoul Agency)	TEL : (02)2688-2251 FAX : (02)2689-6514
<b>E</b>	동서울 영업소 (East Seoul Agency)	TEL : (031)767-3451 FAX : (031)767-3450
<b>L</b>	북서울 영업소 (North Seoul Agency)	TEL : (031)847-7707 FAX : (031)847-7720
<b>B</b>	부산 영업소 (Busan Agency)	TEL : (051)555-9681 FAX : (051)555-9683
<b>D</b>	대구 영업소 (Daegu Agency)	TEL : (053)383-0546 FAX : (053)383-5145
<b>G</b>	광주 영업소 (Gwangju Agency)	TEL : (062)525-0937 FAX : (062)523-7082
<b>C</b>	중부 영업소 (Daejeon Center Agency)	TEL : (042)628-0911 FAX : (042)627-8664
<b>U</b>	울산 영업소 (Ulsan Agency)	TEL : (052)298-5656 FAX : (052)293-9668
<b>T</b>	수원 영업소 (Soowon Agency)	TEL : (031)378-0911 FAX : (031)245-7228
<b>M</b>	경남 영업소 (Kyungnam Agency)	TEL : (055)276-3317 FAX : (055)276-3318
<b>J</b>	전남 영업소 (Jeonnam Agency)	TEL : (061)690-5300 FAX : (061)684-4776
<b>Z</b>	제주 영업소 (Chejoo Agency)	TEL : (064)757-5060 FAX : (064)759-4050
<b>Y</b>	남부 서비스센터 (Nambu A/S Center)	TEL : (063)842-4689 FAX : (063)841-4691
<b>R</b>	강원 영업소 (Kangwon Agency)	TEL : (033)646-8870 FAX : (033)646-8879
<b>F</b>	영남 영업소 (Yeongnam Agency)	TEL : (055)382-1967 FAX : (055)363-5724





# Front View of KFMC



- ❖ 99 Yusan Dong Yang-San city, Kyung-sang Nam-Do, Korea
- ❖ [www.kfmblower.com](http://www.kfmblower.com)